

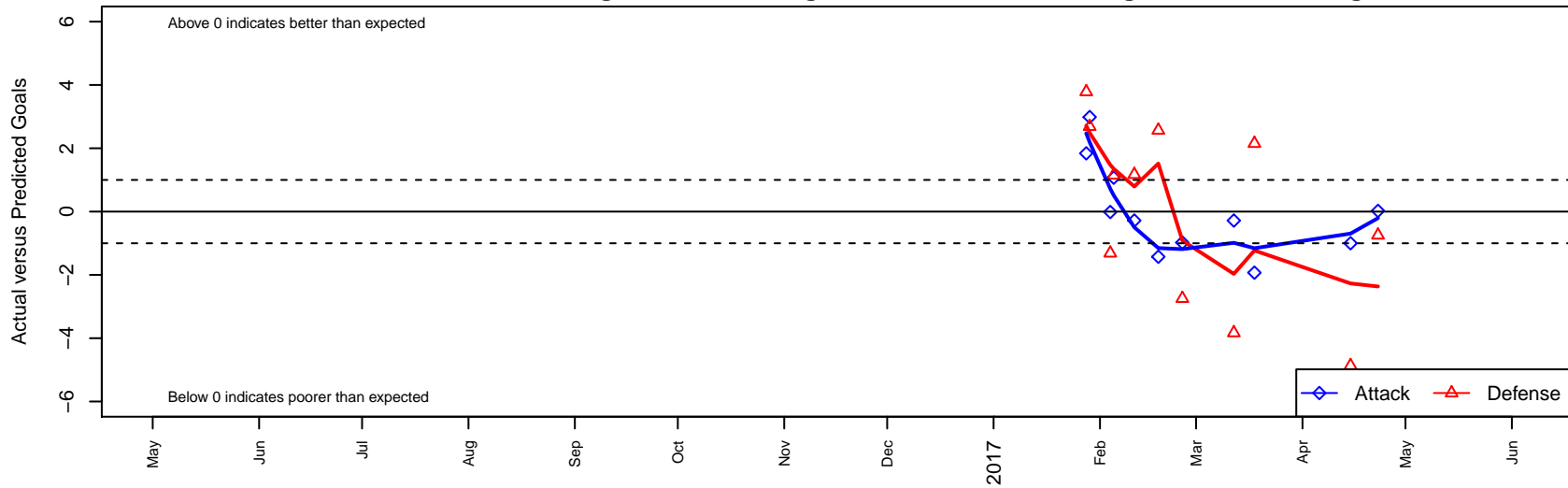
RVSC Timbers Red B98

Rogue Valley SC
 Medford, OR
 B98 total strength=1453
 attack=16.98 defense=5.44
 spr league = Win OYS B98 Div 1
 notes= Nitro

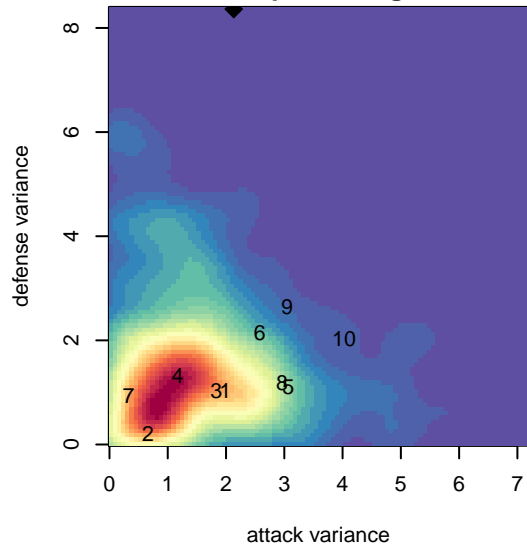
alt names used:
 RVT 98B Red
 RVT 98B Red

Venues played:
 2016 Win OYS B98 Division 1
 2016 OYS Presidents Cup B98

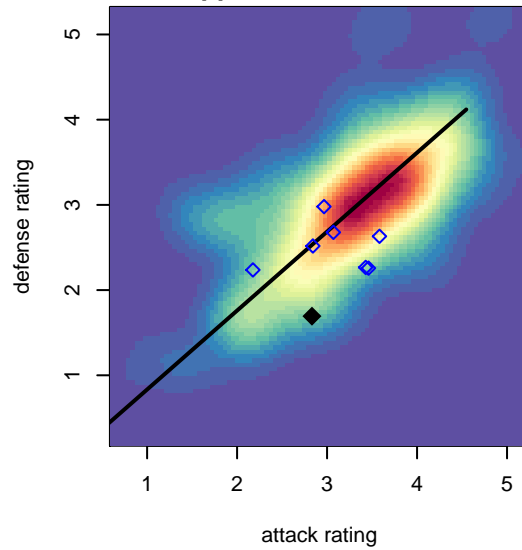
RVSC Timbers Red B98
 Dots are actual minus expected GF (blue circles) and GA (red triangles).
 Blue line is smoothed change in attack strength. Red is smoothed change in defense strength.



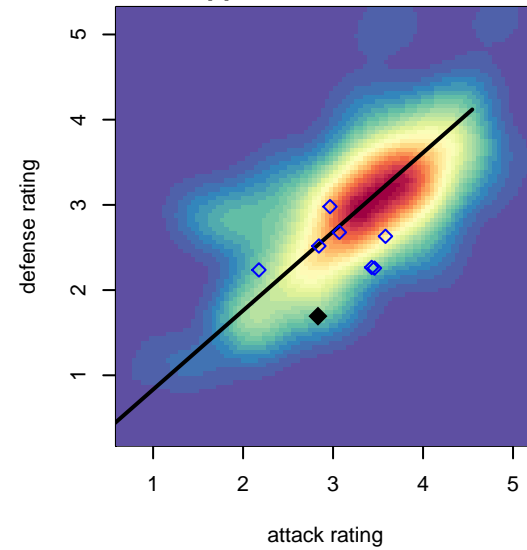
**attack and defense variance (black dot)
relative to other teams
and top 10 in region**



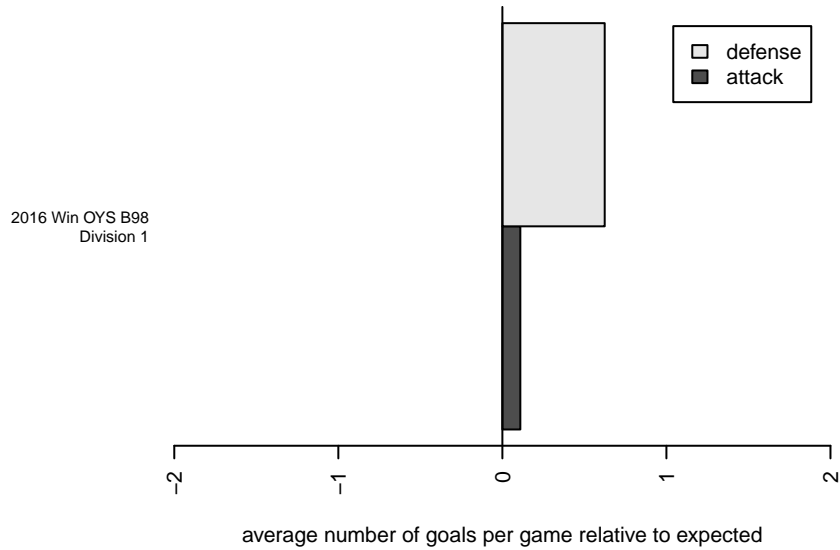
**attack and defense rating
relative to others at age
and all opponents in last 13 months**



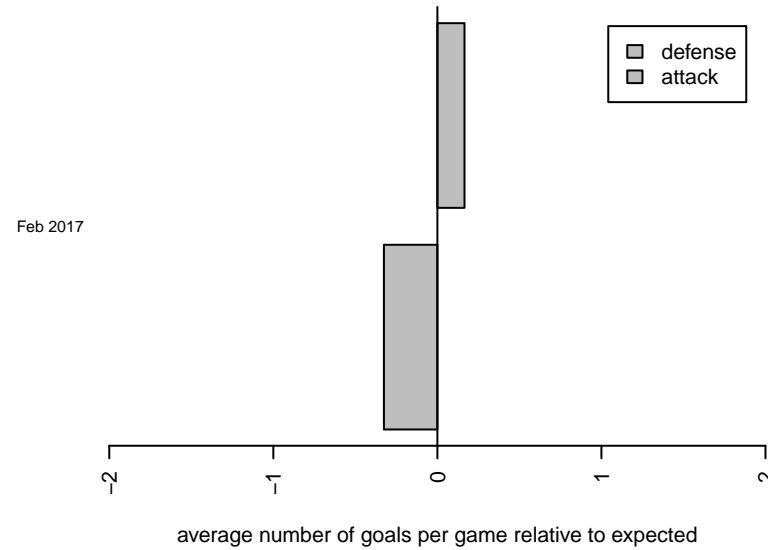
**attack and defense rating
relative to others at age
and all opponents in last 13 months**



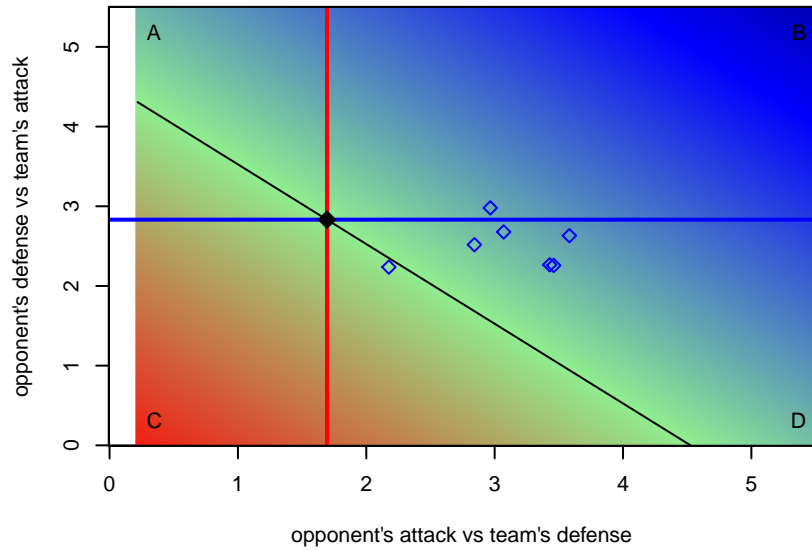
Performance relative to 13 month average



Performance relative to 13 month average



Distribution of opponents
 Red = Lose zone, Blue = Win zone, Green = Even
 Black line separates win/lose zones



lot. A=Neither has attack advantage, B=Opponent has both attack and defense advantage, C=Opponent has both attack and defense disadvantage, D=Both have

date	home		away		venue	pred.home	pred.away
2017-04-23	Eastside Timbers Black B98	4	RVSC Timbers Red B98	1	2016 OYS Presidents Cup B98	3.25	0.98
2017-04-15	RVSC Timbers Red B98	1	Thelo Galaxy White B98	10	2016 OYS Presidents Cup B98	2.00	5.13
2017-03-18	RVSC Timbers Red B98	0	PCU Black B98	0	2016 Win OYS B98 Division 1	1.93	2.15
2017-03-12	THUSC Indium B98	7	RVSC Timbers Red B98	1	2016 Win OYS B98 Division 1	3.17	1.28
2017-02-25	RVSC Timbers Red B98	0	Eastside Timbers Black B98	6	2016 Win OYS B98 Division 1	0.98	3.25
2017-02-18	4-H Barcelona B98	4	RVSC Timbers Red B98	0	2016 Win OYS B98 Division 1	6.57	1.43
2017-02-11	RVSC Timbers Red B98	1	THUSC Indium B98	2	2016 Win OYS B98 Division 1	1.28	3.17
2017-02-05	PCU Black B98	1	RVSC Timbers Red B98	3	2016 Win OYS B98 Division 1	2.15	1.93
2017-02-04	Crossfire Oregon Green II B99	6	RVSC Timbers Red B98	2	2016 Win OYS B98 Division 1	4.69	2.01
2017-01-29	RVSC Timbers Red B98	5	Crossfire Oregon Green II B99	2	2016 Win OYS B98 Division 1	2.01	4.69
2017-01-28	RVSC Timbers Red B98	3	NWSC Impact B98	0	2016 Win OYS B98 Division 1	1.16	3.78